

← Labor & Del. 214 - 225 Med Surg L2 ↑
← Nurseries Post Partum 226 - 233 ↑



OVERVIEW

Powered Carts



An intelligent approach to **24/7 power.**

Altus powered carts have the ability to power up technology components even while charging. The AC power system on both the Clio and ClioAir keep the workstations and clinician workflows optimized for their entire shifts.

Uninterrupted Workflow

With the LiFePO4 45 Amp/hr. battery that is present on every Altus powered cart, caregivers can work with confidence knowing their workstation will last their entire shift. Clinicians and nurses alike are able to experience an uninterrupted workflow while helping their patients.

clio 



On-board Charging

Using on-board charging through wall outlet power, the system powers both the technology components and recharges the battery simultaneously. On average Altus carts are recharged within 2 hours, so no cart is unusable for long periods of time.

Introducing **ClioAir**

20% lighter, 3 times easier to roll.

The ClioAir is designed with the same powerful features as Clio, but even lighter. It utilizes the same LifePO4 battery to keep workflows uninterrupted. Both Clio and ClioAir feature 18" of sit-to-stand height adjustment, a one-piece design keyboard with a breakaway hinge, and secure technology storage.

clio **air**



ClioAir was engineered to be just as long lasting as our original powered cart. Built from die-cast aluminum, a long lasting battery, and an ergonomic design, ClioAir can handle any workflow a clinician may have for years to come.

20%
LIGHTER

&

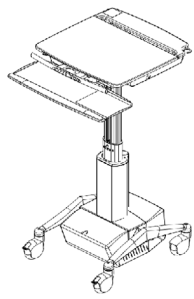
3X
EASIER TO PUSH



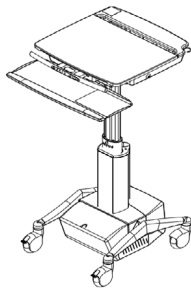
CART WEIGHT: 97 lbs. WORKSURFACE DIMENSIONS: 20”D x 21”W	CART WEIGHT: 86 lbs. WORKSURFACE DIMENSIONS: 17”D x 20”W
BATTERY: <ul style="list-style-type: none">• LiFePO4 Battery System w/ Plug to Charge• 586Wh Rechargeable Battery 12.8V(45 AH, LiFePO4)• Battery Weight: 12.8 lbs• 14 Hours Run Time (Assume constant 40W output)	BATTERY: <ul style="list-style-type: none">• LiFePO4 Battery System w/ Plug to Charge• 586Wh Rechargeable Battery 12.8V(45 AH, LiFePO4)• Battery Weight: 12.8 lbs• 14 Hours Run Time (Assume constant 40W output)
ON-BOARD CHARGING: <ul style="list-style-type: none">• Approximately 2 hours	ON-BOARD CHARGING: <ul style="list-style-type: none">• Approximately 2 hours
CHARGER: <ul style="list-style-type: none">• 15.5 Amp charge	CHARGER: <ul style="list-style-type: none">• 15.5 Amp charge
CERTIFICATIONS: <ul style="list-style-type: none">• UL/EN60601-1, UL1778, CSAC22-2, EN62040	CERTIFICATIONS: <ul style="list-style-type: none">• UL/EN60601-1, UL1778, CSAC22-2, EN62040
USER INTERFACE <ul style="list-style-type: none">• Handle Mounted User Interface, On/Off and Mute button	FUEL GAUGE: <ul style="list-style-type: none">• Handle Mounted User Interface, On/Off and Mute button
POWER CORD: <ul style="list-style-type: none">• AC-IN: Coiled 7’ 5”• AC-OUT: 3-Plug	POWER CORD: <ul style="list-style-type: none">• AC-IN: Coiled 7’ 5”• AC-OUT: 3-Plug
BATTERY LOCATION: <ul style="list-style-type: none">• Inside Base	BATTERY LOCATION: <ul style="list-style-type: none">• Inside Base
WARRANTY: (https://www.altus-inc.com/legal/warranty) <ul style="list-style-type: none">• 2,500 cycles or 3 years *Cycles defined by battery manufacturer• 24 Month Electrical Warranty	WARRANTY: (https://www.altus-inc.com/legal/warranty) <ul style="list-style-type: none">• 2,500 cycles or 3 years *Cycles defined by battery manufacturer• 24 Month Electrical Warranty



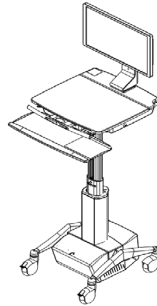
CART OPTIONS



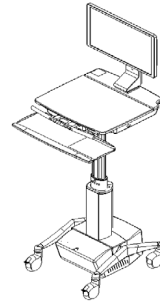
C1- Clio
Laptop Cart



E1- Clio
Laptop Cart with
electric lift



C3- Clio
LCD Cart



E3- Clio
LCD Cart with
electric lift

POWER

Battery Chemistry
LiFe (Lithium Iron Phosphate)

Capacity 45 Amp Hr



CART OPTIONS



L3 - ClioAir
LCD and All-in-One
PC Cart



EL3 - ClioAir
LCD and All-in-One
PC Cart
with electric lift