

Trio™ Computing Workstations



Meet Trio.

Your partner in patient care.

Trio Workstations are designed for simple use with thoughtful tools built-in to improve workflow, save time, and support an efficient clinical process. Choose from full-featured to non-powered workstations, configurable just the way you need it.





HEALTHCARE

Superior ease of use, flexibility, and performance.

PERSONAL ERGONOMICS

- ▶ Simple ergonomic adjustments of the work surface, keyboard, and monitor allow users to position for ideal comfort

MANEUVERABILITY

- ▶ A slim workstation profile, lightweight design, and N-Stride steer assist makes every step easier

POWER

- ▶ GoLife™ scalable power system to match your run-time requirements and provide workflow options

CONVENIENCE

- ▶ Smart accessories coupled with a range of medication and supplies storage options streamline med prep and common workflows

SUPPORT

- ▶ We are here to support you 24/7. Capsa's technical support teams will partner with you to ensure maximum uptime

Elevating performance,

every day.

- ▼ *Capsa Healthcare has been a market leader for over 50 years through inventive product design and commitment to customer support.*

Find Your Perfect Trio™

Workflow efficiency. Safe medication administration. Organized storage.

Whatever your need, the Trio computing workstation provides a clinical care solution to help you address these challenges and support your mission to provide the highest quality patient care. ▶



Trio NP

- ▶ A non-powered workstation, supports simple care applications or workflows that do not require continuous power.



Trio

- ▶ Smart, ergonomically designed workstation with easy to use touchscreen control center, steering assist, and a scalable, reliable power system.



Trio LT

- ▶ A powered computing workstation that offers all the essential features and proven power flexibility you want in a modern workstation.

Simple to Use

Capsa Healthcare has taken the “no hassle factor” functionality to the next level with Trio. It is simple to use with thoughtful tools built-in to facilitate workflow, save time, and support an efficient clinical process. ▶



For IT Team

NO HASSLE FACTOR!

- ▶ Trio takes the potential of dissatisfied users off the table and puts the assurance of proven performance in your corner

FLEET MANAGEMENT

- ▶ Trio offers a modern version of our proven N-Sight Fleet Management software to improve asset utilization, maximize fleet performance, and identify potential issues before they impact clinicians

STANDARDIZATION

- ▶ Trio is so adaptable that it can be the ONE platform to take on the varied applications of computing workstations across your facility

TRUSTED SUPPORT

- ▶ Trio is very serviceable for common maintenance, but it's our commitment to support and service that has our customers staying with us through the years

For Nursing Team

SIMPLE TO USE

- ▶ An intuitive control center provides simple touch screen navigation to a host of informative tools and personal “memory” presets for optimal user comfort

MAXIMUM UPTIME

- ▶ Extended runtimes allow clinicians to focus on care, without worrying about running out of power during their shift

EASY TO MANEUVER

- ▶ Trio is simple to move because of its light weight, premium casters, and the N-Stride steer assist feature, standard with every cart

CONFIGURABLE

- ▶ Trio can be configured to fit the requirements for an array of care applications, medication management, and procedure support

Superior Agility



▼ Trio™ moves with you.

Providing clinicians with an intuitive and satisfying user experience to compliment their care routine is at the heart of the Trio platform's design. With a keen focus on ergonomics, profile and weight, we designed a workstation that sets a new bar for simple maneuverability. ►



Simple maneuverability

PERSONAL ERGONOMICS

- ▶ Personally adjustable for optimal user comfort including height adjustments and 'memory' presets that are stored in your user profile and transfer to any cart you log into

N-STRIDE™ STEER ASSIST

- ▶ N-Stride minimizes user strain when pushing the cart through hallways; just engage the handle trigger

WORKSTATION AGILITY

- ▶ A smaller overall profile than comparable alternatives and a reduction in cart weight promote a new standard in simple mobility



Intuitive Power



▼ Trio™ powers you through your day.

The GoLife™ power platform is a flexible, hybrid power system built on proven technology that allows your facility to choose an option that suits your runtime needs, from short sprint requirements up to 24/7 uptime. ►

Power options

SCALABLE POWER SYSTEM

Trio offers flexible, scalable power options, all with safe, proven lithium iron phosphate technology to meet whatever runtime your facility may need.

The GoLiFe™ power system offers a choice of stand-alone in-base power of 20, 40, or 50 amp hours. And in-base power can be combined with the GoLiFe external battery to provide over 30 hours of runtime.

- ▶ **20 amp base power** for lightweight, light duty applications, provides 8 hours of runtime at 30 watt average usage
- ▶ **40 amp base power** for medium duty applications, provides 15-1/2 hours of runtime at 30 watt average usage
- ▶ **50 amp base power** for higher capacity and longer runtime requirements, provides almost 20 hours of runtime at 30 watt average usage
- ▶ Add the 20 amp GoLife external battery to any in-base power option for extra capacity and 24/7 runtime

POWER MONITORING

Proactively monitor power usage and battery level status through the N-Sight Fleet Management Platform. N-Sight is a robust cloud-based system that enables Hospital IT to remotely manage an entire fleet of Trio workstations.

See pages 10 and 11 to learn more about N-Sight

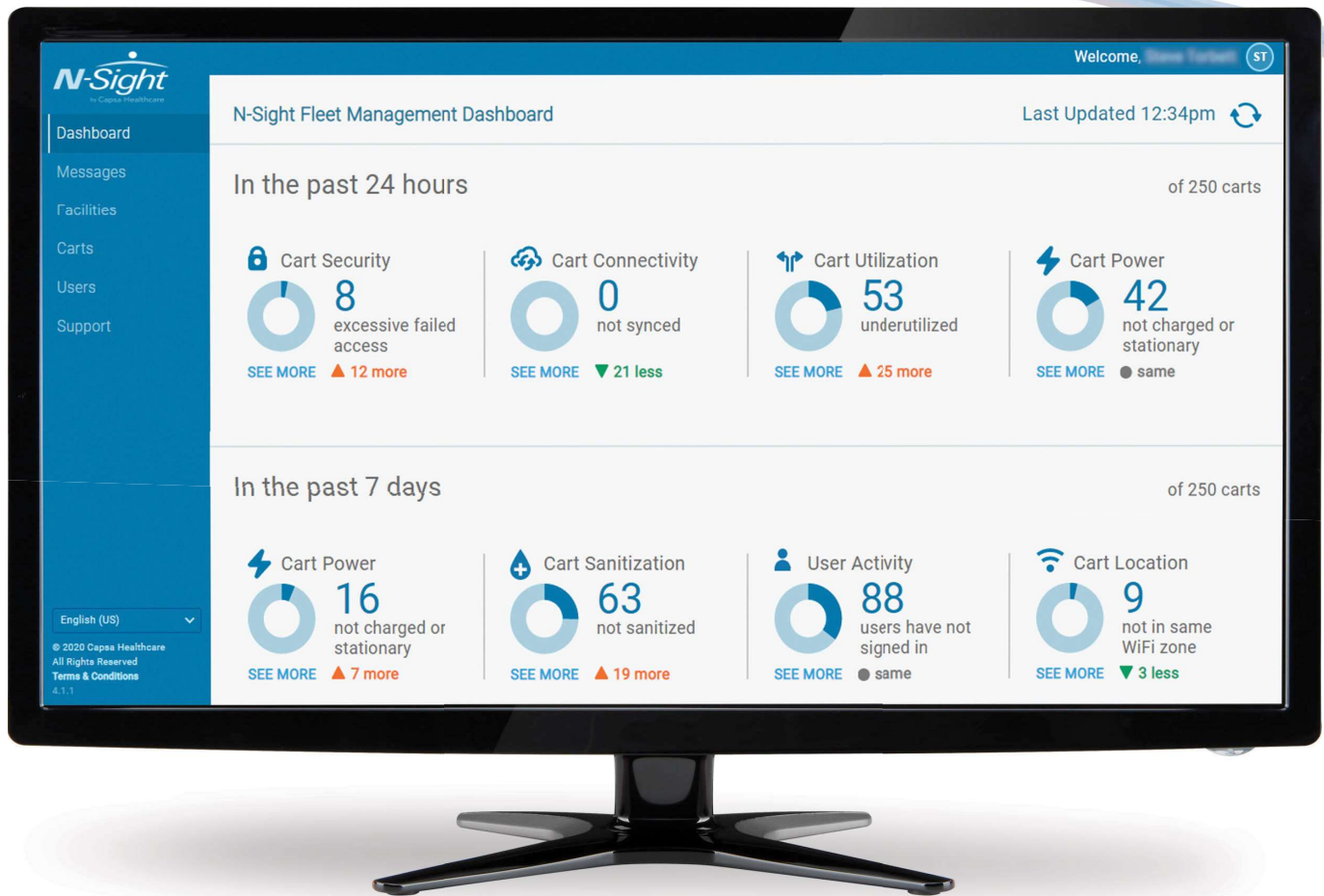


GoLiFe™ Swappable Battery



Optimize Your Fleet

Fleet Management



▼ **N-Sight™** helps you monitor your fleet.

When it comes to software, proven and stable is a good thing. That's why we took the core of our innovative N-Sight™ Fleet Management software platform and built out the features to be responsive to today's health IT requirements. ▶

Available with Trio full-featured configurations.

N-Sight™

The cloud-based N-Sight software features enhanced analytics to support optimized fleet utilization and simplified user management tools.

We made it simple for clinicians with thoughtful tools that facilitate workflow and patient care. Updated software architecture makes it easy to manage, maintain, and update your cart fleet remotely.

In total, N-Sight helps facilities improve asset utilization, maximize fleet performance and value, and help prevent issues before they impact clinical workflow.

MAXIMIZE UPTIME AND AVAILABILITY

- ▶ Maintain cart availability while proactively monitoring cart fleet power levels and performance. Analytics provide visibility into power usage and allow adjustments to technology settings to maximize cart runtime

RIGHT-SIZE FLEET

- ▶ Evaluate cart usage patterns and peak needs to determine if the number of carts deployed meet current clinical demands. Identify opportunities to redeploy carts to locations with greater needs, optimizing asset utilization

REMOTE FLEET MANAGEMENT

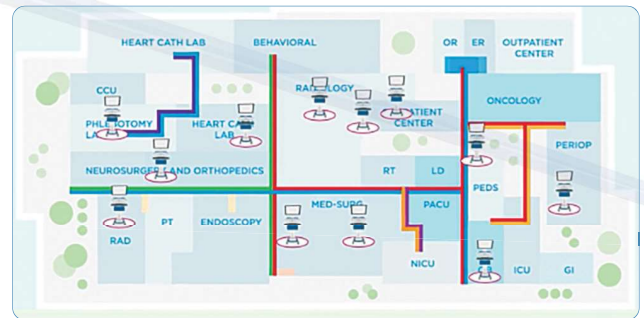
- ▶ N-Sight enables remote management of cart user groups, PIN codes, and user permissions. Save time finding lost carts with cart locator, based on the last wireless access point

CONFIGURATION SETTINGS

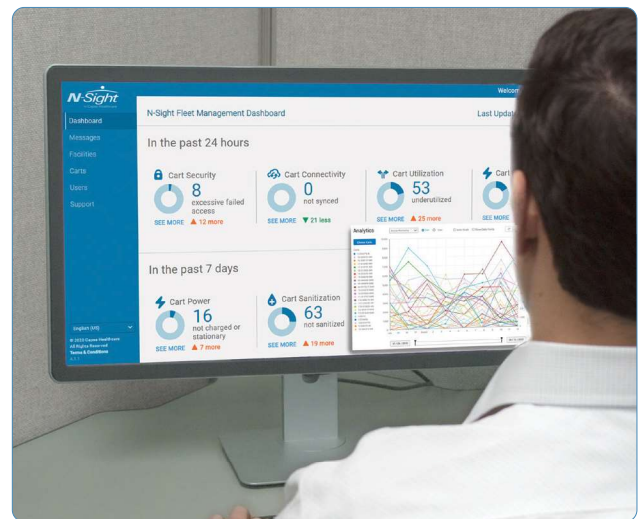
- ▶ Centralized management of Trio cart configurations for displays & alerts, PINs, notifications and service requests



Optimize Your Fleet



Cart Locator



Proactive Monitoring



Flexible Storage



▼ Trio™ adapts to your needs.

Trio supports a variety of storage options including standard bins or the MaxBin™ system. Both are fully configurable and provide ample storage capacity to meet specific application requirements. Trio's configurable storage supports both simple and complex medication administration workflows and the highest security requirements. ►

Storage options

MAXBIN™ STORAGE SYSTEM

The MaxBin system provides high-capacity storage for medication and supplies, in your choice of electronic locking or non-locking bins.

- ▶ Higher capacity, more flexible storage system
- ▶ 60-74% more capacity per row than standard bins
- ▶ Full width drawers with soft-close slides
- ▶ Dual locking option for controlled medications and witness authentication
- ▶ Remote security management

STANDARD BIN SYSTEM

Trio is configurable with a selection of standard drawers and bins in electronic locking or non-locking. Mix and match to meet your facility's workflow, storage and security requirements. Bins are available in gray or blue.

- ▶ Electric locking or non-locking drawers and bins
- ▶ Available in 2, 4 or 6 tier storage options
- ▶ Arrange your storage with a selection of bin and drawer configurations
- ▶ Available colors include NEW gray or blue
- ▶ Remote security management

See Trio's storage options on Page 14 & 15




*Trio with
Standard Bin System*

Standard Bin System

Standard Bin Configurations

Configure the Trio workstation with standard drawer and bin options in your choice of electronic locking or non-locking to meet specific workflow, storage and security needs. Available in gray or blue.

Preconfigured Bin Modules



Standard Bin Dimensions



3.875" Small Bin
3.875" w x 2.375" h x 10.5" d
(9.84 x 6.03 x 26.67 cm)



6.375" Medium Bin
6.375" w x 2.375" h x 10.5" d
(16.19 x 6.03 x 26.67 cm)



12.75" Wide Bin
12.75" w x 2.375" h x 10.5" d
(32.38 x 6.03 x 26.67 cm)



6.375" Medium Deep Bin
6.375" w x 4.9375" h x 10.5" d
(16.19 x 12.54 x 26.67 cm)



12.75" Wide Deep Bin
12.75" w x 4.9375" h x 10.5" d
(32.38 x 12.54 x 26.67 cm)



Envelope Drawer available in blue only. Ask your Capsa Sales Manager for more information.

Trio with Standard Bins

MaxBin™ System

MaxBin High Capacity Configurations

The MaxBin system provides high-capacity storage for medication and supplies, in your choice of electronic locking or non-locking bins. The MaxBin's unique configurable design provides options for simple 1-tier up to expansive 5-tier designs.



Trio with MaxBin System

Sample Tier Configurations



MaxBin Dimensions



4" Small Bin
4" w x 2.66" h x 11.86" d
(10.16 x 6.75 x 30.12 cm)



5.5" Medium Bin
5.5" w x 2.66" h x 11.86" d
(13.97 x 6.75 x 30.12 cm)



8.6" Wide Bin
8.6" w x 2.66" h x 11.86" d
(21.59 x 6.75 x 30.12 cm)



16.6" Extra Wide Drawer
16.6" w x 2.66" h x 11.86" d
(42.16 x 6.75 x 30.12 cm)



4" Small Deep Bin
4" w x 6.15" h x 11.86" d
(10.16 x 15.62 x 30.12 cm)



5.5" Medium Deep Bin
5.5" w x 6.15" h x 11.86" d
(13.97 x 15.62 x 30.12 cm)



8.6" Wide Deep Bin
8.6" w x 6.15" h x 11.86" d
(21.59 x 15.62 x 30.12 cm)



16.6" Extra Wide Deep Drawer
16.6" w x 6.15" h x 11.86" d
(42.16 x 15.62 x 30.12 cm)

Accessories

Customize Your Workstation

Choose from a selection of accessories to configure Trio for an array of care applications, medication management, and procedure support.



Wire Basket
Two Sizes



Access Pack
Multiple Sizes



Work Surface & Notification Light



Printer Shelf



Forked Scanner Holder



Tablet Mount
Multiple Options



Rear Slot Mount Scanner Holder



Sanitizing Wipes Bracket



Document Scanner Shelf

Visit CapsoHealthcare.com for more convenient accessories.

Specifications & Options



Specifications

Footprint*	16.53"W x 17.64"D
Starting weight (without battery)	95.8 lbs
Battery weights	5.6-14.4 lbs
Work surface height range	33.5"-49.5"
Keyboard height range	24.25"-43.25"
Monitor (center) height range	45"-66.5"
Primary work surface size	17"W x 10.5"D
Expanded work surface	10.875"W x 9.175"D
CPU cavity dimensions	17"W x 13.25"D x 3"H

* Expanded base size required for select storage configurations. Inquire with your Capsa representative for more information.

Wrist Rest Color Options



Grey



Blue



Lavender

Superior Service & Support

Our driving purpose is to ensure our customers are receiving the best service and support to maintain the uninterrupted delivery of healthcare.



Black Book Award

Recognized in 2023 for the highest user satisfaction in a 3rd party research study

**PARTS &
COMPONENTS
REPLACEMENT**

**ON-SITE
SUPPORT**

**PERSONALIZED
CUSTOMER
SUPPORT**

SERVICE

- ▶ We have you covered with rapid response technical support and parts and components replacement
- ▶ A commitment to complete customer satisfaction
- ▶ Expert technical guidance, implementation assistance, and field service teams
- ▶ Worldwide team of service technicians and service partners



Why Capsa?

Our top priority is to help you provide the best possible care.

Navigating the myriad of configuration options for a mobile computing workstation can be challenging. At Capsa, we excel in simplifying this process for you.

Our team of experts understands the complexities of healthcare workflows, and we're dedicated to finding the perfect solution tailored to your facility's needs and budget. Whether you prefer an in-person demonstration or a virtual walkthrough, we offer both to ensure you experience the full range of possibilities.

Let us guide you through the choices, bringing our specialized knowledge and tools to guarantee you the ideal mobile computing workstation for your unique use case.



Elevating performance,
every day.



Form C-545 r1-24
©2020 Capsa Healthcare



Certified ISO
27001:2013



Certified ISO
9001:2015

